
COLORADO'S FOOD SYSTEM

BRIEF BACKGROUND, COVID-19 & RECOVERY

JUNE 17TH, 2020 - EDCC



COLORADO FOOD SYSTEMS
ADVISORY COUNCIL

COLORADO FOOD SYSTEMS ADVISORY COUNCIL



- Created in 2010, Renewed in 2019
- Governor-Appointed, Public Board
- We exist to provide recommendations and advice to the state administration (governor, governor's office, state agencies), state legislators, and other relevant entities regarding equitably:
 - i) Increasing healthy food access for all Colorado residents,
 - ii) Creating economic opportunities for Colorado agricultural producers and food-related businesses, and
 - iii) Strengthening the economic, environmental, cultural and social foundations of local and regional food systems.



HOUSE BILL 19-1202

BY REPRESENTATIVE(S) McLachlan and Galindo, Arndt, Kipp, Pelton, Buentello, Caraveo, Cutter, Duran, Esgar, Exum, Hooton, Jackson, Kennedy, Lontine, Melton, Michaelson Jenet, Mullica, Titone, Valdez D., Buckner, Gonzales-Gutierrez, Herod, Valdez A., Becker; also SENATOR(S) Ginal and Priola, Bridges, Pettersen.

CONCERNING THE FOOD SYSTEMS ADVISORY COUNCIL, AND, IN CONNECTION THEREWITH, MAKING AN APPROPRIATION.

Be it enacted by the General Assembly of the State of Colorado:

SECTION 1. In Colorado Revised Statutes, add with amended and relocated provisions part 11 to article 31 of title 23 as follows:

PART 11
COLORADO FOOD SYSTEMS ADVISORY COUNCIL

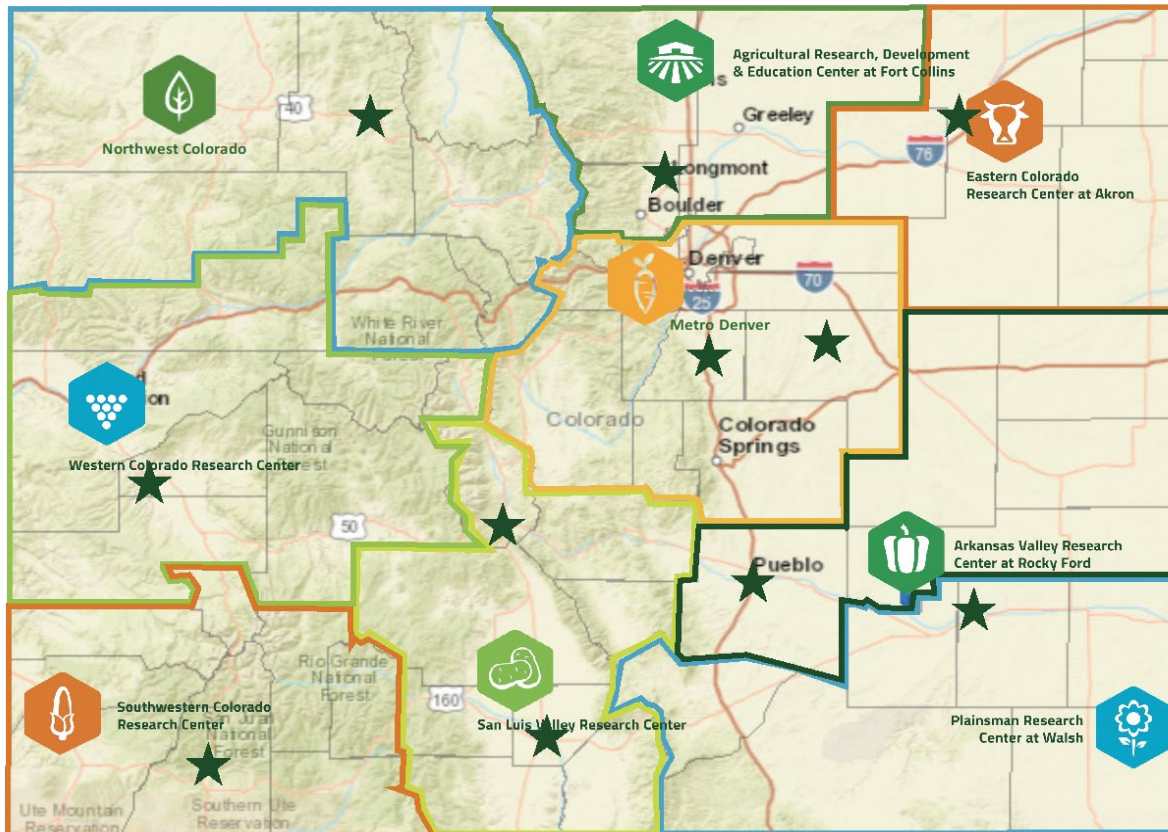
23-31-1101. [Formerly 24-37.3-101] **Legislative declaration.**
(1) The general assembly hereby finds and declares that:

(a) ~~In September 2009, the federal centers for disease control and prevention reported that no state in the United States was meeting national~~

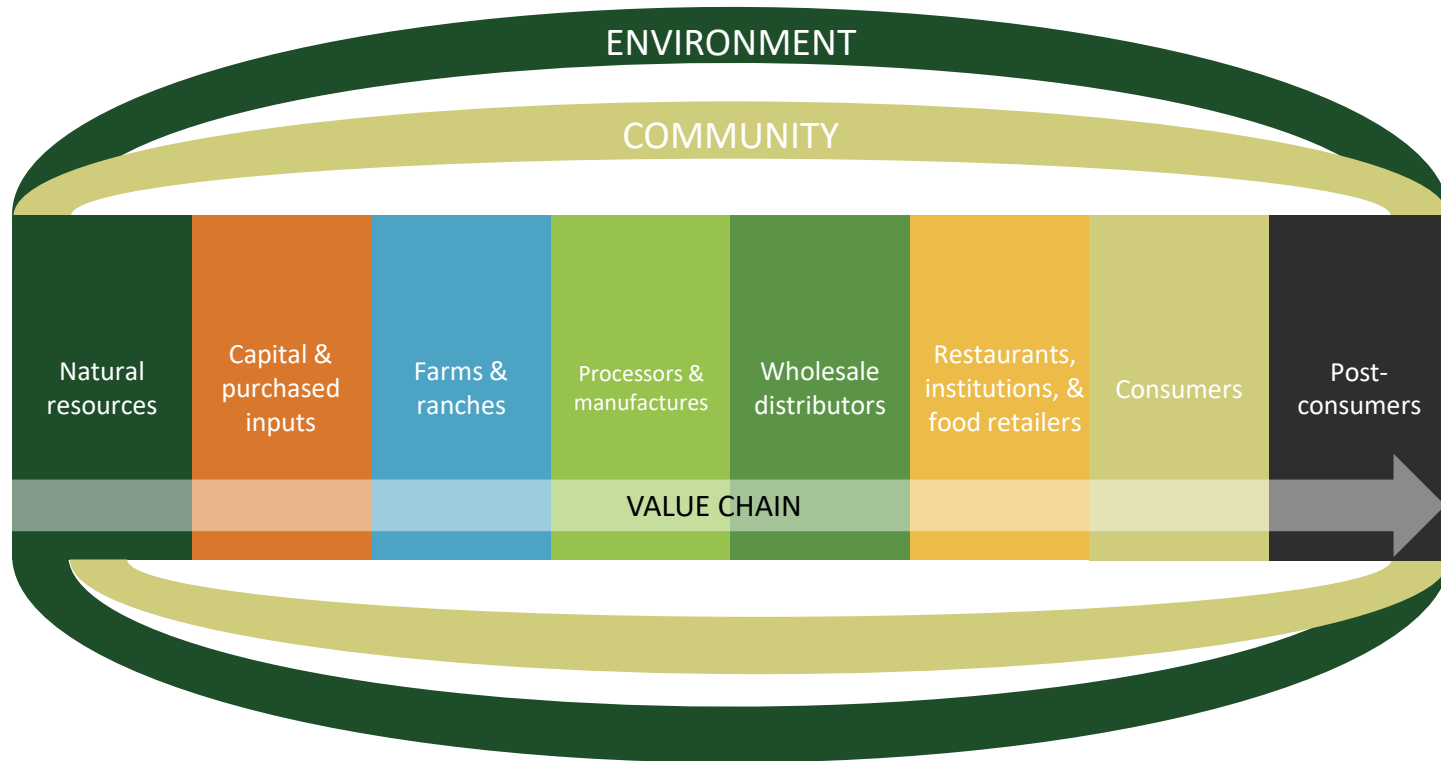
Capital letters or bold & italic numbers indicate new material added to existing law; dashes through words or numbers indicate deletions from existing law and such material is not part of the act.



UNIQUE FOOD AND AG REGIONS



WHAT IS A FOOD SYSTEM?




FOOD SYSTEMS IN COLORADO

KEY TRENDS & CHALLENGES

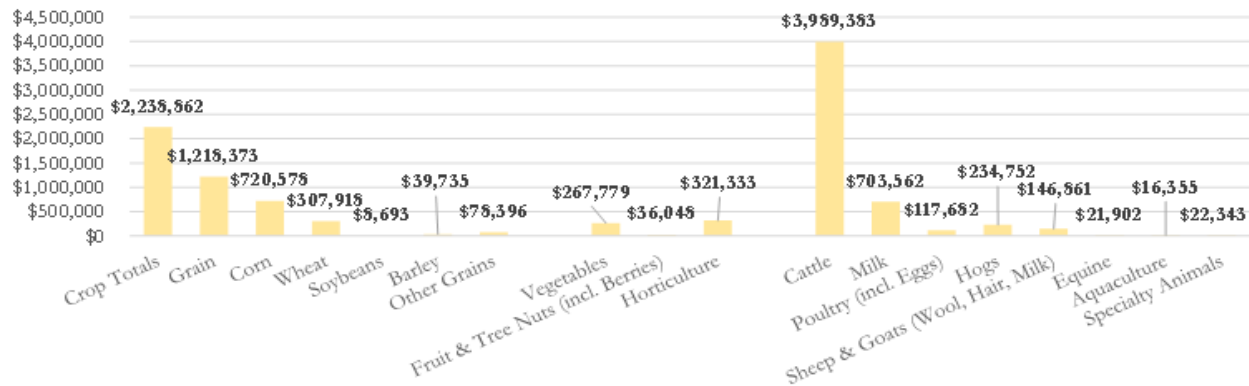


Food & Farm Economy

- Supply (\$7B+) vs Demand (\$27B+)
 - 4% FFV and 70% Livestock
- Urban & Rural Disconnect



Sales \$ by Product Category (\$ in thousands)



FOOD SYSTEMS IN COLORADO KEY TRENDS & CHALLENGES



Food & Farm Economy

- Supply (\$7B+) vs Demand (\$27B+)
- 4% FFV and 70% Livestock
- Urban & Rural Disconnect

Food Insecurity

- Economy paradox (2.9% unemployment; 4% YOY housing increase)
- Child Meal Gap (16%) & SNAP Eligible but not Enrolled (59%)
- Complex administrative systems



HUNGER IS COMMON AND WIDESPREAD IN COLORADO.



1 in 10

Coloradans (10.35%) struggle with hunger, not always having enough money to buy food.



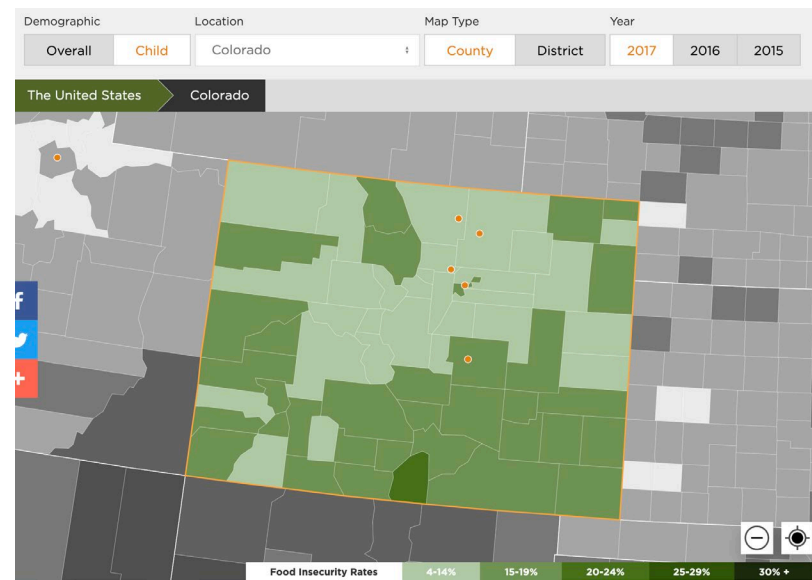
1 in 6

Colorado kids (16%) may not always know when or where they will get their next meal.



1 in 10

Colorado seniors (10.17%) struggle with having enough food.



FOOD SYSTEMS IN COLORADO

KEY TRENDS & CHALLENGES



Food & Farm Economy

- Supply (\$7B+) vs Demand (\$27B+)
- 4% FFV and 70% Livestock
- Urban & Rural Disconnect

County Health Rankings & Roadmaps

Building a Culture of Health, County by County

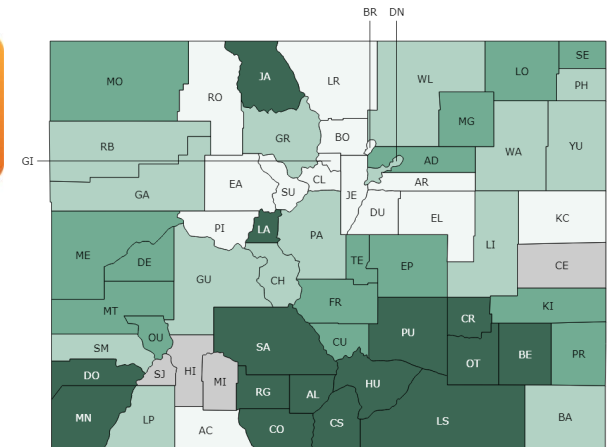
A Robert Wood Johnson Foundation program

Food Insecurity

- Economy paradox (2.9% unemployment; 4% YOY housing increase)
- Child Meal Gap (16%) & SNAP Eligible but not Enrolled (59%)
- Complex administrative systems

Public Health

- Adults vs Children Paradox
- Healthy food access
- Inequity and social determinants of health



Rank 1-15 Rank 16-30 Rank 31-45 Rank 46-60 Not Ranked

Differences in Health Outcome Measures among Counties and for Racial/Ethnic Groups in Colorado

	Healthiest CO County	Least Healthy CO County	AI/AN	Asian/PI	Black	Hispanic	White
Premature Death (years lost/100,000)	3,500	11,300	9,000	3,100	8,500	6,200	5,700
Poor or Fair Health (%)	8%	29%	30%	14%	18%	26%	11%
Poor Physical Health Days (avg)	2.5	4.8	7.5	1.4	3.0	3.6	3.3
Poor Mental Health Days (avg)	2.9	4.4	7.7	2.8	3.8	3.7	3.6
Low Birthweight (%)	8%	18%	9%	11%	13%	9%	8%


American Indian/Alaskan Native (AI/AN), Asian/Pacific Islander (Asian/PI)

N/A = Not available. Data for all racial/ethnic groups may not be available due to small numbers




COLORADO'S FOOD PLANS




 COLLEGE OF AGRICULTURAL SCIENCES
COLORADO STATE UNIVERSITY

The 2017 Colorado Blueprint of Food and Agriculture




Key assets, emerging issues, and shared priorities for future investments in food and agriculture around the state



Dawn Thilmany
Becca Jablonski
Gregory Graff

© 2018 Colorado State University, Fort Collins, CO 80523 USA.



COLORADO BLUEPRINT
TO END HUNGER

A FIVE-YEAR PLAN

JANUARY 2018

THE NATIONAL WESTERN CENTER'S 2050 FOOD SYSTEM VISION

HOW THE WEST WAS ONE




OUR VISION:

A regenerative and nourishing food future for Colorado – reuniting urban and rural lives and livelihoods from soil to supper.

PEOPLE & PLACE CHALLENGES VISION



COVID IMPACTS



COLORADO FOOD SYSTEMS
ADVISORY COUNCIL

DISASTER RESPONSE



COVID-19 RESPONSE

fema.gov/coronavirus



FEMA



DISASTER RESPONSE



\$19B Federal CFAP

Local Food Boom



CORONAVIRUS
FOOD ASSISTANCE PROGRAM



Now Accepting Applications
www.farmers.gov/CFAP
or 877-508-8364

Coronavirus collapsed America's food system, created "a pivotal and magical moment" for locavores



Farmers to Families Food Box

USDA is partnering with farmers, ranchers, specialty crop producers, food processors and distributors, and non-profit organizations to ensure that all Americans have access to the fresh and wholesome food they need during the COVID-19 national emergency.



Farmers **Distributors** **Families**

HONEST REVIEW:
BUTCHER BOX



dontwastethecrumbs.com



DISASTER CASE STUDY: MEAT PROCESSING



The Washington Post
Democracy Dies in Darkness

Coronavirus Live updates U.S. map World map Reopening tracker Lives lost

Business

The meat industry is trying to get back to normal. But workers are still getting sick — and shortages may get worse.

There are now more than 11,000 coronavirus cases tied to Tyson Foods, Smithfield Foods and JBS




USDA U.S. DEPARTMENT OF AGRICULTURE [Home](#)


USDA > MEDIA > PRESS RELEASES > AMERICA'S MEATPACKING FACILITIES OPERATING MORE THAN 95% OF CAPACITY COMP

America's Meatpacking Facilities Operating More Than 95% of Capacity Compared to 2019

FOOD SYSTEM DISRUPTION CHALLENGES → OPPORTUNITIES



Food & Farm Economy



Food Insecurity



Public Health



Infrastructure - Resources - Innovation

THANK YOU!

WEBSITE:
www.COFoodSystemsCouncil.org

EMAIL:
Blake@COFoodSystemsCouncil.org



COLORADO FOOD SYSTEMS
ADVISORY COUNCIL